



AJ Bell Growth Funds

## Adviser FAQs

Intelligent investing  
made easy



# Contents

Who are AJ Bell?	3
What is the company structure?	3
So, who are AJ Bell Investments?	3
Why does a platform business have an investment arm?	3
How do lower costs help me and my clients?	4
What is the investment philosophy?	4
What is the investment process?	5
How does risk targeting work?	5
What is the difference between risk mapping and risk targeting?	5
How does this impact on asset allocation?	6
What are the fund benchmarks?	6
So, why not just use the Distribution Technology asset allocation?	6
How do you use data science and human intelligence?	7
Do you make tactical asset allocation decisions?	7
How are tactical asset allocation decisions made?	7
But I thought the funds were meant to be passive?	7
And how do you select the investments within the portfolio?	7
Why do you only use ETFs?	7
What is 'unbundling'?	8
What is the sell discipline?	8
So, what can I expect from the funds?	8
How would the funds have fared during different historical market stress scenarios?	9
Who manages the funds?	11
And who oversees the management?	14
What is an ACD?	14
What is a depository?	14
How do I invest?	15
Are the funds available on other investment platforms?	15
How much does it cost?	16
How much income will your client receive?	16
What communication can I expect after I invest?	16

## Important information:

- Forecasted returns are based on AJ Bell's target weights for different asset classes in each fund. We then allow for the capital market assumptions of AJ Bell for the relevant indices for each asset class. If we believe certain asset classes are over or undervalued at any point in time, we may vary the asset allocation weightings accordingly.
- The expected return is the arithmetic mean return over a single holding period.
- There is a 10% chance of getting a return worse than the 'bad return'.
- There is a 10% chance of getting a return better than the 'good return'.
- Future returns are assumed to be in line with market returns and conditions experienced over at least the last 15 years.
- Projected returns include estimated OCFs for the underlying products but do not include AJ Bell's AMC or platform charge.
- The projected returns shown may vary according to the tax treatment of your investment.
- If you pay tax on this investment, your returns may be lower. Tax depends on your personal circumstances and the rules can change at any time in the future.
- The data used in this illustration is valid as at January 2024.

# Overview of AJ Bell

## Who are AJ Bell?

AJ Bell was founded in 1995 and has grown to become one of the UK's largest investment platforms. In 2016 we launched AJ Bell Investments to design and manage a range of investment solutions for our customers.

With more than 503,000 customers and assets under administration of £80.3 billion, we succeed by providing award-winning investment products, backed up with excellent service and online functionality at a low cost.

At AJ Bell our purpose is to help people invest, and we do this by following a set of guiding principles that define the company. These principles inform everything we do, creating a culture in which we strive to think like our customers, make investing easier and lead our markets. The guiding principles state that we are:

### Principled

We act with integrity

### Knowledgeable

We know our stuff

### Straightforward

We simplify the complex

### Personal

We put people first

### Ambitious

We set the high standards

## What is the company structure?

AJ Bell includes AJ Bell plc and its wholly owned subsidiaries.

AJ Bell Asset Management Limited is authorised and regulated by the Financial Conduct Authority.

AJ Bell Management Limited is authorised and regulated by the Financial Conduct Authority and is the scheme administrator and operator of all AJ Bell's SIPPs.

AJ Bell Securities Limited is a member of the London Stock Exchange and is authorised and regulated by the Financial Conduct Authority. It is the plan manager for all of AJ Bell's ISAs and also provides AJ Bell's GIAs.

See [website](#) for full details.

## So, who are AJ Bell Investments?

AJ Bell Investments is the trading name for AJ Bell Asset Management, and consists of a team of experienced investment experts. Every investment solution is managed collegiately, and day-to-day management of the investment solutions is undertaken by the team ([see biographies section](#)), with oversight and governance provided by the AJ Bell Investment Committee – a committee drawn from the senior management team at AJ Bell together with external non-executive investment experts.

## Why does a platform business have an investment arm?

Given our goal to make investment easy, it was a natural step for us to create and manage our own range of portfolios and funds based on our understanding of what our customers want.

With a focus on transparency and low costs, we want to lead the way for investors when it comes to **choice, costs and communication**.

# The AJ Bell Growth Funds

These days, investors are faced with a bewildering array of investment options. To help, we created a range of six AJ Bell Growth Funds, each offering a different exposure to risk. All you have to do is decide how much risk your client is comfortable with and let us do the rest.

Once you have made your choice, we invest your client's money in a ready-made portfolio of shares, bonds, commercial property and cash from all around the globe.

Known as multi-asset investing, this type of fund gives access to the best possible investment opportunities, no matter where they might be in the world.

Thanks to our clear communication policy, we keep you informed regularly with how your client's money is being invested, removing the hassle of having to monitor the portfolio yourself or keep on top of all the news.

Together with our low-cost promise, we aim to remove any nasty surprises by fixing our Growth Funds' OCF at 0.31%. This includes the underlying OCF, the annual management fee, and the costs for running and administering the fund structure. The annual management fee is variable, as it consists of the fixed OCF, minus all other costs.

## How do lower costs help me and my clients?

We firmly believe that high charges are one of the biggest threats to investment returns – which is why we work so hard to keep charges for the AJ Bell Growth Funds as low as possible.

We do this by ensuring that the investments beneath the bonnet of each fund are selected using low-cost strategies that aim to track the performance of well-known indices. Known as passive investing, this technique of investment is used more and more by investors to ensure that more of their money is working harder for them every single day.

# Investment process

## What is the investment philosophy?

Our investment philosophy is built upon a set of 5 'good' principles, each designed to provide a guiding hand for all our investment decisions.

### Good design

We aim to offer choice which enables customers to meet their objectives. This choice encompasses a wide range of risk-rated products. These include products which generate capital growth and income, offer accumulation, decumulation and glidepath options, a variety of implementations covering passive, active, 'pactive' and a responsible range.

### Good performance

The products we offer cover a wide range on the risk-return spectrum, and we want them to perform as such. Thus, our risk targeted portfolios should perform in line with their assigned volatility bands

### Good value

We take the approach of consistently aiming to be amongst the lowest-cost asset managers in the industry. We consistently pass on the benefits of economies of scale to our customers through negotiating access to cheaper share classes, subsequent OCF cuts, and delivering better value products.

### Good communications

We never forget whose money it is that we manage, and this drives us to deliver market-leading communications to customers at all points of the investment journey.

### Good faith

To put simply, we do the right thing. Whether that's when we make investment decisions or when we represent our customers in the market, we work hard to ensure their best interests are represented.

### Wider good

We feel a duty to promote a wider good within the investment industry. We do this by promoting competition and health capital markets, lobbying decision-makers when we believe it is necessary, and continuing to drive transparency within the industry.

## What is the investment process?

Our investment process combines strategic asset allocation and portfolio implementation together with tactical asset allocation decisions in order to deliver an intelligent approach to investment.

The idea behind a strategic asset allocation process is to mix together different types of investments to maximise the long-term returns for a level of risk taken. Since all of our products are outcome orientated, we target a level of risk in each fund that investors are comfortable with, creating an optimal asset allocation based upon our long-term investment expectations.

Where we differ from many of our competitors is how we define asset classes. Using developments in 'big data' techniques over the years, we continuously search to redefine asset classes in a way not considered by others who are wedded to the old ways of doing things. By introducing asset classes such as Small Companies, Technology and Emerging Market Debt into our asset mix, we are able to produce higher returns without changing our risk targets.

## How does risk targeting work?

As with so many other areas in life, there is no such thing as certainty when it comes to investing. All investment carries an element of risk – albeit in different amounts depending on how uncertain the future is.

When applied to investments, the amount of uncertainty you face is directly linked to how much the value can change – especially in the short term. We call this volatility.

Since everybody is different, we designed a range of risk-targeted funds that make it easy for you to choose the level of risk that is right for your client. Each fund targets a different level of volatility, ensuring that whichever fund you choose, it will be managed with only the level of risk that your client is comfortable with.

## What is the difference between risk mapping and risk targeting?








































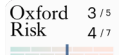



Different people see risks differently, and so to help investors decide what level of risk they may be comfortable with, a number of companies provide helpful questionnaires.

As the market leader in this field, Distribution Technology has a long track record of helping investors choose the right investment, thanks to their Dynamic Planner risk questionnaire.

The AJ Bell Growth Funds range is designed deliberately to deliver the risk profiles predicted by the Dynamic Planner system. Known as 'risk targeting', customers adopting the Distribution Technology approach can be sure that the funds align with their needs, providing a dovetailed approach to risk and return and making suitability seamless. As one of only a small number of providers in the market that provides an assurance that the risk tolerance will remain at this level both now and in the future, this 'gold badge' pledge gives a further level of comfort for investors in the funds.



But that doesn't mean you have to use Dynamic Planner to invest in the funds. Thanks to our relationships with the other major providers of risk profiling questionnaires, including, Finametrica, eValue, Synaptic, Defaqto and Oxford Risk all of our funds within the range can be 'mapped' to the profiler of your choice.

	Cautious	Moderately Cautious	Balanced	Moderately Adventurous	Adventurous	Global Growth
						
						
						
						
						
						
						

## How does this impact on asset allocation?

To provide the 'gold badge' pledge, the asset allocation and risk taken by each fund within the range will be close to that provided to us by Distribution Technology. To ensure a multi-asset approach is taken, the funds must use at least six asset classes and deliver an expected level of risk within the Dynamic Planner volatility bands.

## What are the fund benchmarks?

At the moment, the concept of risk-targeted funds is pretty new, but it is growing quickly. As a result, the funds do not have a specific benchmark, but are managed with reference to the Dynamic Planner asset allocations. As a cross check, we monitor regularly the performance of the funds against similar products in the marketplace and check performance against the long-term expectations we discuss later.

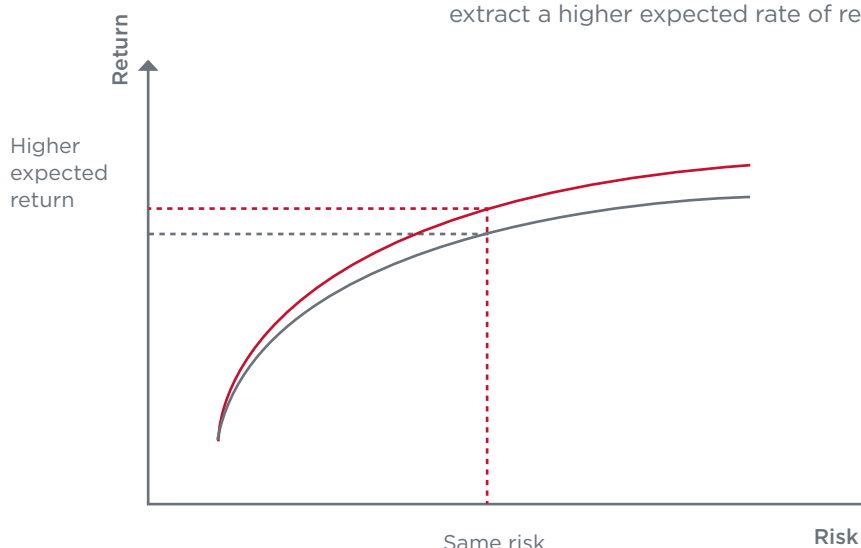
Over time, we would expect the development of new benchmarks for risk-targeted funds. We are currently working together with Distribution Technology to develop these benchmarks and would anticipate showing performance against these benchmarks in due course.

## So, why not just use the Distribution Technology asset allocation?

Whilst the asset allocations provided by Distribution Technology are a good place to start, our innovative use of data science and human intelligence techniques leads us to believe we can improve upon the expected results for investors.

Thanks to the more granular data and the enhanced data processing capabilities we have available these days, we can undertake a review of asset classes across the globe to determine which classes generate genuine diversification benefits during portfolio construction. What we have found, for example, is that the diversification benefits of UK and Euro large caps is often overstated, whereas Global Tech, UK Small Caps and Emerging Market Debt (which are rarely considered asset classes in their own right) bring with them an improvement in portfolio efficiency.

Incorporating these into our asset class considerations and portfolio construction techniques generates 'more efficient, efficient frontiers', meaning that for a given level of expected volatility, we can extract a higher expected rate of return.



## How do you use data science and human intelligence?

Another area in which we believe we have improved upon Modern Portfolio Theory is in the removal of some of the simplifying assumptions that come with the model. These simplifying assumptions were originally there to assist with the computational elements of calculating efficient frontiers, but are no longer necessary in a world with AI and our own human experience and understanding of investments.

A great example of this is the use of normal distributions in modelling stock and portfolio returns, together with the use of 'average' correlation matrices. These correlation matrices are especially important because they drive the predictions of how different elements of the portfolio interact with each other. In most common models, the average returns over, say five years, are used to drive the data, whereas we know that in stressed market conditions (when you really want diversification to work for you) these correlations often break down.

To adjust for this, our model learns from the past and assumes instead that stock returns follow a Johnson distribution, rather than normal distribution, and uses a 'stressed' market correlation matrix for the purposes of calculating the most efficient asset allocations.

## Do you make tactical asset allocation decisions?

From time to time, investors can become overly excited or pessimistic – particularly in the short term. In instances in which we consider asset classes to be significantly over- or under-priced, we will deviate from our strategic asset allocations to avoid or take advantage of market conditions.

At the moment, by way of example, we consider government bonds to be materially mispriced due to the interventions of central banks post the credit crisis. To avoid this overpricing, we have moved all of our government bond allocations into bonds with very low sensitivity to interest rate and yield changes, lowering the risk to investors in the process.

## How are tactical asset allocation decisions made?

Building on the knowledge and expertise of our investment team, our Asset Allocation Forum meets on a regular basis to consider current market conditions and market valuations. Beginning with an assessment of current market expectations for future asset price returns, we check the market view against our own capital market assumptions. Where

we find asset classes in which we disagree with the prevailing wisdom and can identify a catalyst for change, we will vary the allocation to our asset classes, taking more risk where we feel other investors are being too fearful and lowering risk where they are being too greedy.

## But I thought the funds were meant to be passive?

In order to keep costs low and our process easy to understand, our investments in each asset class are done in a passive fashion. To do this, we choose the most relevant index for each asset class and select the most appropriate fund to gain exposure. All of the funds we select are index-tracking funds, which means that they follow the make-up of the index when investing themselves. This removes the need for expensive research analysts and fund managers, making the cost of investment lower in the process. So, whilst we do take action on asset allocation when we view markets as over- or under-valued, all of our investment selections are passively implemented.

## And how do you select the investments within the portfolio?

Thanks to our cost-conscious philosophy, we consistently search for the most efficient method of accessing each of our chosen asset classes. Whilst this puts a focus on costs, it goes far beyond simply choosing the cheapest investment.

For passive investments we consider a host of factors, including how well the index represents the asset class, the replication methods used, size and liquidity available.

It is for this latter reason that we rarely use unit trust or OEIC structures. With the bid-offer spreads, dilution levies and potential for swing pricing seen in these vehicles, we feel the costs involved lack transparency. This is why we pioneered the practice of 'unbundling'.

## Why do you only use ETFs?

The majority of our passive investments are implemented using Exchange Traded Funds, or ETFs. Not only are ETFs typically lower-cost vehicles for gaining access to asset classes, the transparency of pricing and charges, combined with the immediacy of intra-day dealing, provides a more efficient tool for portfolio implementation.

## What is ‘unbundling’?

When buying an ETF, to the untrained eye, the process looks straightforward enough, but behind the scenes a more complex process is at work. In certain circumstances, it is both cheaper and more effective to purchase the shares and bonds underlying an ETF directly within the fund. Pioneered by AJ Bell, this ‘unbundling’ process strips out the costs payable to the ETF manager, with the lower costs passed on directly to investors in the AJ Bell Growth Funds range.

## What is the sell discipline?

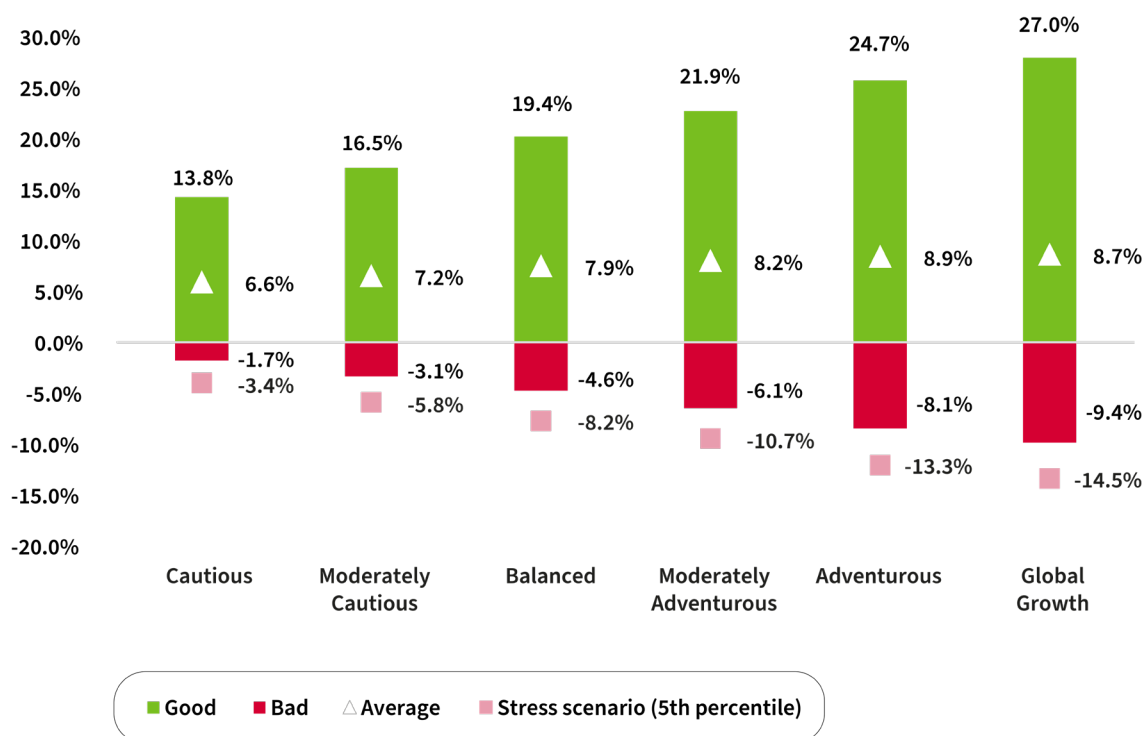
The underlying holdings are monitored on a daily basis to ensure that they are performing in line with expectations. Should we decide that a change in holding is required, this will be implemented as soon as possible.

# Expected performance

## So, what can I expect from the funds?

Since all of the funds are managed to deliver only the level of risk that your clients are comfortable with, it’s important that you understand how this translates into returns over time. We put together the chart below to help you consider the range of outcomes that you could expect to see over one year.

The value of your clients investments is not guaranteed and can go down as well as up. It’s important that you understand how the funds could perform over time. We have used financial models to demonstrate the likely outcomes for each risk rating. The difference between the high and low return will usually be less for a lower-risk fund. As the output is based on statistical forecasts, the actual outcome and performance could differ from the scenarios outlined below.



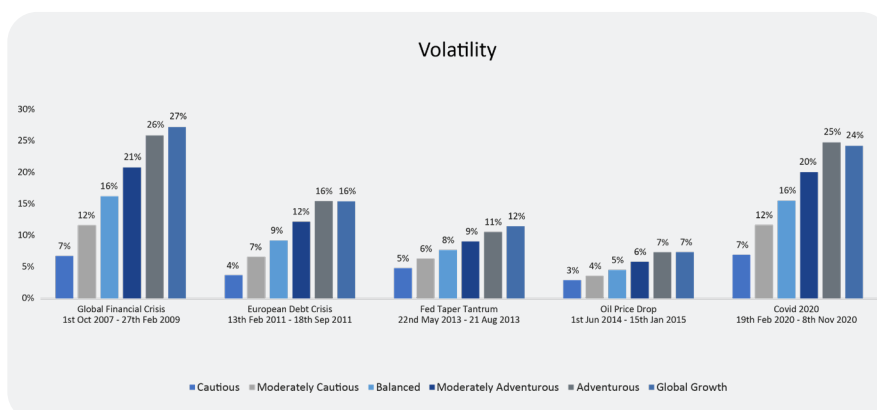
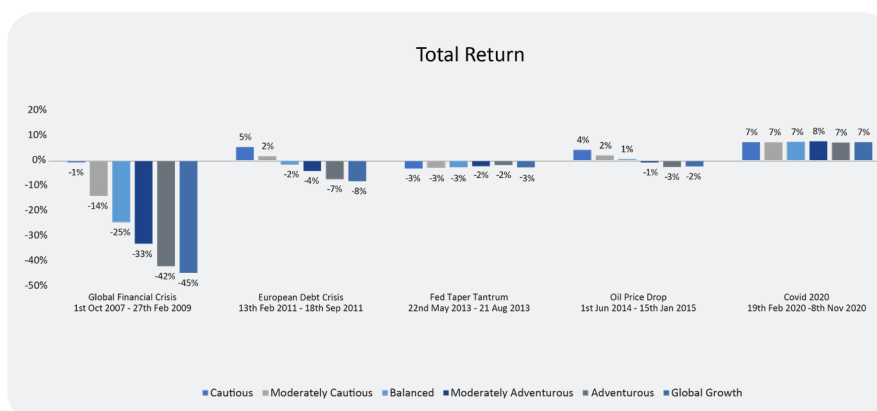
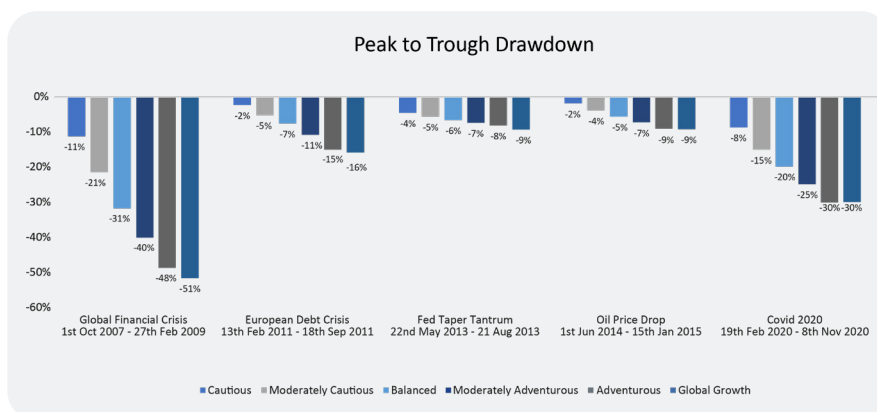
In a good year, you might see a return somewhere in the green bar range, at or above, the white triangle. In a bad year, your losses would likely be somewhere in the red bar. In a very bad year, such as a repeat of the credit crisis, the loss could be significant. During 10 out of every 100 years, you could experience an annual return below the ‘bad return’ figure. Since you ought to be prepared to witness bad market conditions at some point on your investment journey, we have also simulated some scenario analysis based on historical periods of stress in the markets. This is included in a separate section below.

## How would the funds have fared during different historical market stress scenarios?

Experience tells us that the behavioural aspects of investment lead to periods in which investors are prone to panic and react negatively to bad news.

Though longer-term investing generally makes investment returns more predictable, the longer you are invested, the more likely you are to also encounter a period of market stress or even crash. To help you understand what that could mean for your investment, we tested how each of the funds in the range would have performed in previous stressed conditions. By understanding how bad, as well as how well things could go, we hope to ensure that investors find the fund that meets their requirements.

We have already outlined the average expected return for each fund, alongside 'good return' outcomes (with this return or better expected 10 years in 100) and 'bad return' outcomes (with this return or worse expected 10 years in a 100). However, as investors we want to know what returns might be when things get ugly. We have therefore used Morningstar's factor model to understand what may have happened if each of the funds had existed during each of the market stress scenarios before the funds launched. As lots of the ETFs we invest in didn't exist back then, Morningstar uses a technique where it models the characteristics of the investments the funds held in October 2021 (such as sectors, currencies, bond maturities and styles), and looks at how each of these performed during the scenario. We show the maximum drawdown each fund may have suffered during the scenario (this is the point from the highest return to the point with the lowest return), the total return during the scenario (this captures any immediate recovery after the market stress) and the volatility, which highlights the variation in returns over the period. This can be compared to the long-run expected volatility range we have for each fund, which we show in the expectations table.



Details of each scenario are as follows:

- **Global Financial Crisis with Start Date: 1/10/2007 and End Date: 27/2/2009**  
This scenario follows the track of the subprime crisis and subsequent banking crisis and recession. In October 2007, Ben Bernanke delivered a speech suggesting that the banking system was healthy, but that the ultimate implications for financial markets were uncertain. Over the next year, approximately a million houses entered foreclosure. Credit markets froze through the successive bank failures worldwide. The S&P500 fell 57% over this time-period.
- **European Debt Crisis with Start Date: 13/2/2011 and End Date: 18/9/2011**  
Beginning in February 2011, after Greek debt was cut to “junk” status by a third rating agency, the gradually unfolding European debt crisis entered a particularly turbulent phase, with weak performance across all the European indexes. By mid-September, as the alarm over the crisis was growing and the terms of the expanded EU bailout were being negotiated, the markets bottomed out.
- **Fed Taper Tantrum with Start Date: 22/5/2013 and End Date: 21/8/2013**  
On May 22, 2013, Federal Reserve Chairman Ben Bernanke announced that the Fed could begin tapering its bond purchases over the next several months, which triggered a global panic and a subsequent spike in the U.S. Treasury yields. Although the market continued to recover, the so-called “taper tantrum” persisted through the summer of 2013 when it was revealed on Aug. 21, 2013, that the Fed was still on track to wind down asset purchases.
- **Oil Price Drop with Start Date: 1/6/2014 and End Date: 15/1/2015**  
The oil price fell from around \$115/barrel to below \$70/barrel from June 2014 through to January 2015, after around 5 years of reasonably stable prices. Equity markets rose through this time.

For each of these scenarios, only the global financial crisis would have seen 12-month total returns below the ‘bad year’ expectations. In addition to these theoretical returns, since the funds were launched in 2017, we have experienced some ‘real life’ market stresses such as the 20% fall of the S&P 500 in Q4 2018, and the market falls on the emergence of COVID-19. We are pleased to say that during these shocks, the trailing 12 month returns stayed above the ‘bad year’ expectations.



The value of investments can go down as well as up and your client may not get back their original investment.

# Investment governance

## Who manages the funds?

Our AJ Bell Growth Funds range is powered by AJ Bell Investments. With more than 100 years' combined experience of managing funds for retail and institutional investors, this is the team that we trust to provide all of AJ Bell's in-house fund management solutions.

In addition to their investment experience, several members of the team have also worked for and alongside independent advice firms, building centralised investment propositions and other investment management solutions for advisers. In other words, we don't just understand investments, we understand your business too.



**Ryan Hughes**  
Investments Director

Ryan started his career in 1999 working for an independent financial adviser, progressing to become Head of Portfolio Management at an award-winning advisory firm. Ryan then joined a global asset management firm as a Fund Manager, where he oversaw more than £10bn of multi-asset portfolios and also sat on the investment and global asset allocation committees. After seven years, Ryan joined a small multi-asset boutique managing portfolios for clients all around the world, before joining AJ Bell three years later to help establish our investment capability.



**Samantha Andersen**  
Head of Investment Operations

Samantha joined AJ Bell Investments in 2021, bringing more than 15 years' operations experience – including 11 years across a variety of financial services sectors. As well as managing departments helping vulnerable customers and investigating retail banking complaints, she's also headed up the operations of an independent asset finance company. She has a CMI Level 6 Diploma in Management and Leadership.




**Paul Angell**  
Head of Investment Research

Paul began his investment career with a global investment bank in 2010, holding various roles across London and Hong Kong over the following years. In 2016 Paul then joined a UK-based investment consultancy business. Here he was responsible for selecting investment strategies across asset classes, to support the firm's £2.5 billion managed portfolio service, as well as numerous external clients. Paul joined AJ Bell in 2023 to lead the firm's investment research offering, ensuring clients across the business have a great selection of investment options to work with.



**Richard Slattery-Vickers**  
Head of Product

Richard started his career in financial services in 2005. He worked for a global custodian for eleven years, primarily providing investment operation and accounting services for asset managers on their UK domiciled fund ranges. He then joined a boutique asset manager, where he helped establish and head up the operations for its Authorised Corporate Director ("ACD") business, joining its Board in 2020, where it supported a range of UK domiciled funds. He holds the CISI Investment Advice Diploma (IAD), CISI Certificate in Investment Management and CFA ESG Certificate. Richard joined AJ Bell in 2023 with responsibility for leading the investment operations and product governance for AJ Bell's investment solutions.



**James Flintoft**  
Head of Investment Solutions

James has over a decade of experience running MPS for intermediaries alongside a variety of other mandates. After graduating from Northumbria University with a first class degree in Finance & Investment Management, James joined a regional DFM, where he most recently served as Head of Investments. He joined AJ Bell Investments in 2023 as a Fund Manager. James is a CFA charterholder.



**Terry McGivern**  
Senior Research Analyst

Terry's career in financial services began in 2005 on the Settlements Team at a major bank. He later moved to an investment management company and then to a leading provider of financial services. In 2010, he took up a proprietary futures trading role at one of the world's largest independent global commodities brokers. Prior to joining AJ Bell, Terry spent five years on the Investment Management Team at a discretionary investment manager in Liverpool, where he was also a member of the Asset Allocation Committee. Terry holds the CFA-UK Investment Management Certificate (IMC) and is currently studying towards the CFA Level 2 exam.



**Tom McGoldrick**  
Fund Manager

Tom joined AJ Bell in October 2018, after graduating from Durham University with a master's degree in Mathematics. He is now part of the Investment Management Team at AJ Bell Investments. Tom is a CFA charterholder and holds the CFA Certificate in ESG Investing.



**Alexandra Farrell**  
Product Manager

Alex first joined AJ Bell Securities in 2020 in the Client Services department and moved to join the Investments team in August 2021. She has a first class degree from the University of Leeds in Philosophy, Politics and Economics (International) and spent a year of this studying in Australia. She holds the Investment Management Certificate (IMC) and the PRINCE2 Practitioner Certificate in project management. Alex is currently studying towards her Level 5 CMI qualification in Management and Leadership.



**Alex Wickham**  
Research Analyst

Alex initially joined AJ Bell Securities in 2013 as part of the Dealing Team, where he worked as the Fund Dealing Manager, and moved to the AJ Bell Investments Team in 2022. He holds an Investment Advice Diploma (IAD), and is working towards the Investment Management Certificate (IMC).



**Manan Goyal**  
Investment Analyst

Manan joined us after completing his Master's degree in Market and Quantitative Finance from Emlyon Business School. He initially joined as an Investments Intern in 2021, moving on to being a Junior Portfolio Analyst in the Investment Management Team, before being promoted to Investment Analyst in 2023. He holds the Investment Management Certificate (IMC).




**Ruby Bollington**  
Product Analyst

Ruby initially joined AJ Bell Investments as an Intern, during which time she helped to produce two whole-of-the-market overview reports on funds and MPSs. Following her internship she permanently joined the Investments Team as a Junior Product Analyst. She graduated from the University of Manchester with a first-class degree in International Business, Finance and Economics and holds the Investment Management Certificate (IMC).



**Jack Shorrock**  
Product Analyst

Jack first joined AJ Bell in March 2021 on the Customer Support Team, after obtaining a second-class degree in Business Economics from Leeds Beckett University. He spent 18 months on the team assisting customers and then joined the AJ Bell Investments Team in September 2022. Jack has completed the CISI Investment Operations Certificate (IOC) and holds the Investment Management Certificate (IMC).



**Hassan Ali**  
Business Analyst

Hassan joined AJ Bell Investments in 2022 as a Junior Business Analyst, after graduating from the University of Nottingham with a Master's in Finance and Investment. He supports the Investments Team, ensures the product proposition is maintained and that new proposition ideas are formulated with regards to market and competitor trends. Hassan holds the Investment Management Certificate (IMC) and is currently studying towards Level II of the CFA Program.



**Harry Lynch**  
**Junior Investment Analyst**

Harry joined us in March 2024 as a Junior Investment Analyst, previously working for a large discretionary investment manager in operations. He has a first-class degree in Chemistry with Honours from Liverpool University, during which he did a work placement at a boutique MPS provider. He is currently studying towards the Investment Management Certificate (IMC).

## And who oversees the management?

Whilst the management of the funds is undertaken by experienced experts in their field, it's good to know that there are robust protections in place and a proper level of oversight. Adopting a 'three lines of defence' model of governance, each line ensures proper management and monitoring of your client's investments on a day-to-day basis.

### Line 1

Line 1 defence is provided through the AJ Bell Investments Asset Allocation and Portfolio Implementation Committees, chaired by the AJ Bell Investments Managing Director & Chief Investment Officer.

The role of the Asset Allocation Committee is to oversee the strategic asset allocation process, including the creation of our capital market assumptions, and portfolio construction techniques. The committee also meets regularly to address our tactical asset allocation decisions. The Portfolio Implementation Committee is tasked with oversight of fund portfolio implementation, including stock selection, broker choice and unbundling policies. Any policies used within both committees are ratified by the AJ Bell Investment Committee in Line 2.

### Line 2

Line 2 defence is provided by the AJ Bell Risk Department, which has independent oversight of AJ Bell Asset Management policies and procedures. The AJ Bell Risk Department also undertakes independent assessment of the AJ Bell Growth Funds performance and adherence to the Investment Policy Statement, providing an independent report to the AJ Bell Investment Committee and the Board.

The AJ Bell Investment Committee provides AJ Bell Group oversight of all investment policies and products provided by the Group. It consists of executive management and external independent members with extensive investment management experience.

### Line 3

Line 3 defence is provided via Deloitte, which provides an audit of the investment governance framework on a regular basis. Since the AJ Bell Growth Funds range is an OEIC operating in the UK, external oversight is provided by the ACD, together with the fund depository.

## What is an ACD?

An ACD, or Authorised Corporate Director, is the legal operator of the fund in the UK. In order to provide investors with greater levels of comfort, we have appointed an external ACD.

For the AJ Bell Growth Funds range, the role of the ACD is performed by Valu-Trac – an organisation with a long and successful track record in this field, offering a highly competitive, fixed cost, pricing structure that serves to reduce the costs for investors as the funds grow in value.

Ensuring that the fund operates in accordance with all regulations, Valu-Trac provides a valuable service to investors and explains why the names of the funds are prefixed with 'VT'.

## What is a depository?

The role of the depository is to make sure that the assets of the fund are all fully accounted for and that customers' assets are kept safe and secure. Previous instances of fraud and deception around the world have unfortunately made the role of the depository an important one for investors to pay attention to. The depository for the AJ Bell Growth Funds range is Natwest Bank – an organisation with a long and established history in this area.

# How to invest

## How do I invest?

We have made investing in our funds easy. Whether your client wants to invest a lump-sum or start investing a smaller amount regularly, our funds are just a couple of clicks away.

**[www.investcentre.co.uk](http://www.investcentre.co.uk)**

Alternatively, speak to your Business Development Manager who will know all about our funds and how to get you started.

## Are the funds available on other investment platforms?

The funds are available on the following platforms:

- Abrdn - Wrap
- Abrdn - Elevate
- Aegon - Cofunds
- Alliance Trust Savings
- Ascentric
- Aviva
- Canada Life
- Elevate
- Embark
- Eqi
- Fidelity
- Hargreaves Lansdown
- James Hay
- M&G
- Novia
- Nucleus
- Pershing
- Quilter
- Seven IM
- Transact

## How much does it cost?

We firmly believe that high charges are one of the biggest threats to investment returns – which is why we work so hard to keep charges for the AJ Bell Growth Funds as low as possible.

We do this by ensuring that the investments beneath the bonnet of each fund are selected using low- cost strategies that aim to track the performance of well-known indices. This approach is a highly efficient and effective way of investing, but importantly it also ensures that more of your client's hard-earned money is working for them, rather than being frittered away on expensive running costs.

To remove any surprises, we also provide a low-cost guarantee. The total cost of investment is 0.31%, with any costs above this rate being borne by AJ Bell. As of 18 January 2024 the costs of each fund are:

	Cautious	Moderately Cautious	Balanced	Moderately Adventurous	Adventurous	Global Growth
OCF <sup>(1)</sup>	0.31%	0.31%	0.31%	0.31%	0.31%	0.31%
Transaction costs <sup>(2)</sup>	0.08%	0.11%	0.11%	0.10%	0.07%	0.08%
Number of Holdings	29	31	29	20	18	19

(1) Ongoing Charges Figure (OCF) inclusive of AJ Bell AMC (variable annual management fee across all products), ongoing charges of underlying investments and vehicle costs such as third-party fund administration charges.

(2) Transaction costs represent the costs incurred in buying and selling the underlying investments.

## How much income will your client receive?

With different asset allocations, and market movements, the income on each fund will vary over time. The income generated by each of the funds over the last 12 months was:


	Cautious	Moderately Cautious	Balanced	Moderately Adventurous	Adventurous	Global Growth
Yield	2.50%	2.47%	2.63%	2.59%	2.53%	2.30%

Since all of the funds are designed to retain any income generated (known as accumulation units), it is important to note that your clients would not receive any income payments on their investment, but would instead see the value of income rolled up in the value of their investment. This reinvestment of income is a powerful tool in growing portfolios over time, as shown in a number of long-term investment studies.

## What communication can I expect after I invest?

At AJ Bell we are committed to giving you and your clients what you need. No what you don't.

We are committed to making sure you are kept up-to-date with where, how and why your clients money is being invested. Check out [www.investcentre.co.uk](http://www.investcentre.co.uk) for regular updates on how we invest your client's wealth, together with our monthly factsheets, details of our tactical asset allocation calls and regular quarterly documents and videos.



This guide provides general information about the AJ Bell Growth Funds. It should not be read or construed as investment advice. It is your responsibility to assess your client's circumstances and make a personal recommendation that is suitable for their needs.



©2024 Morningstar. All Rights Reserved. The information contained herein: (1) is proprietary to Morningstar and/or its content providers; (2) may not be copied or distributed; and (3) is not warranted to be accurate, complete or timely. Neither Morningstar nor its content providers are responsible for any damages or losses arising from any use of this information. Past performance is no guarantee of future results.